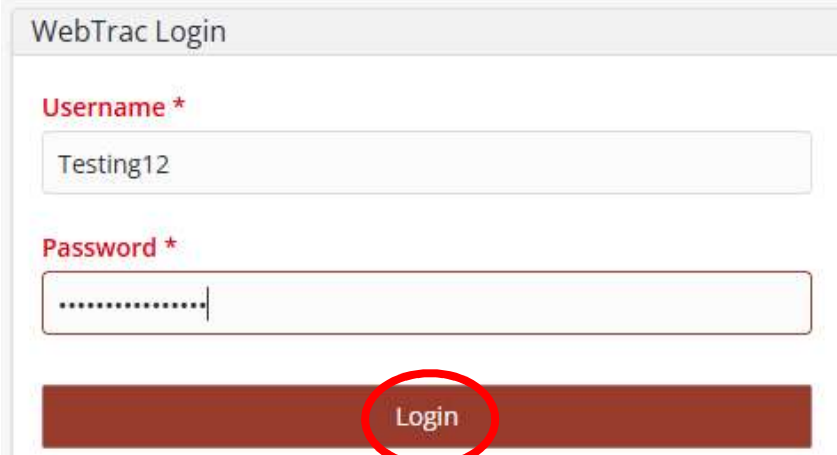


ACCESSING YOUR BARCODE

From a Mobile Device

Step 1: Login to your online account.

Login



WebTrac Login

Username *
Testing12

Password *
.....

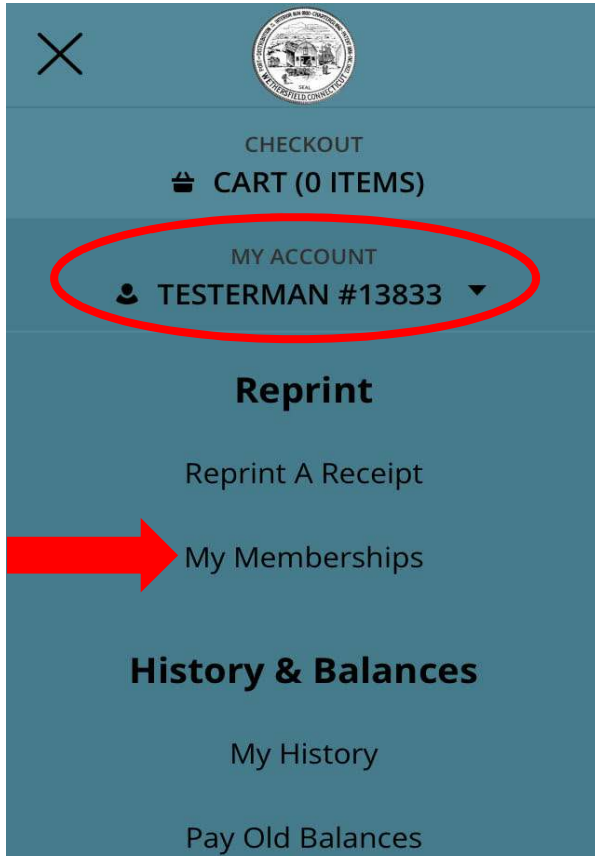
Login

*If a Household Update is required, confirm your information and then hit **“Save”** at the bottom of the screen.

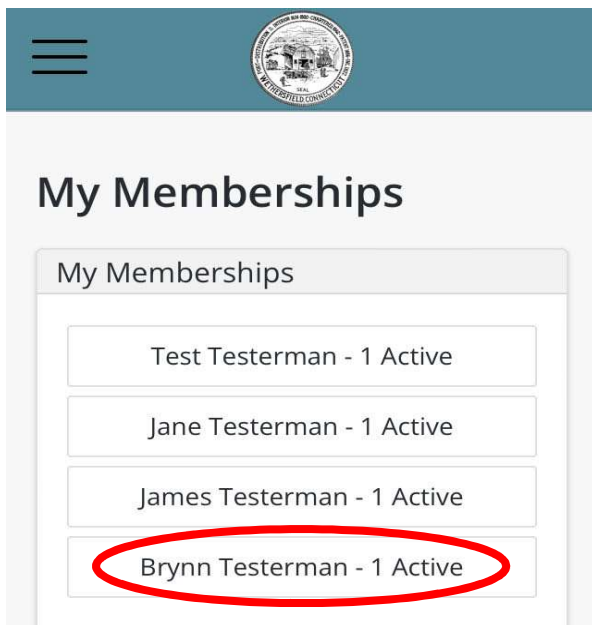
Step 2: Select the 3 horizontal bars in the top left-hand corner.



Step 3: Select the option with your last name and household number. Choose “My Memberships”.

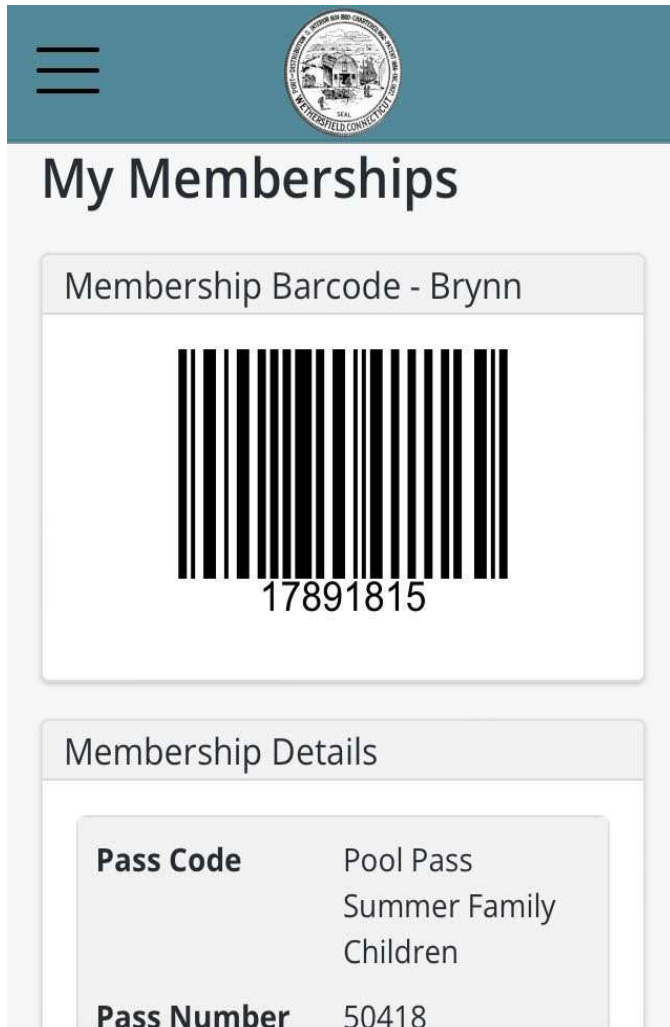


Step 4: Select the person whose barcode you would like to access.



Step 5: Scan the barcode.

*Tip: Take a screenshot of the barcode(s) for easy access.



The screenshot shows a mobile application interface. At the top, there is a teal header bar containing a white hamburger menu icon on the left and a circular seal of the Westfield Council on the right. Below the header, the title "My Memberships" is displayed in a large, bold, black font. Underneath the title, there is a section titled "Membership Barcode - Brynn" in a light gray box. This section contains a standard 1D barcode with the number "17891815" printed directly below it. Below the barcode section is another section titled "Membership Details" in a light gray box. This section contains a table with two rows of information:

Pass Code	Pool Pass Summer Family Children
Pass Number	50418