

April 30, 2020

Hello again! How is everyone doing? It has been so nice to see pictures of some of you and what you are up to! Great job being creative and having fun while working on learning!

We just filled our birdfeeders for the first time in a while and noticed beautiful yellow birds on them yesterday! We also have a nest that a bird built inside our wreath on the front door!

Here are some more fun activities I have for you for this week:




All the kids were doing a great job recognizing their names. The next step would be to spell them if they aren't yet! A great way to get to that next step is to put the letters of their name on popsicle sticks, mix them up, and let them have fun forming their name. (see below) Once they have that, a challenge could be their last name!




A cute spring song for this week:


Springtime
(To the Tune of "Are You Sleeping?")

I see rain clouds. 

I see birds' nests,
Butterflies too!

 Flowers too!

Everything is growing.
The wind is gently blowing.

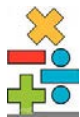
Spring is here!
Spring is here! 



Has everyone made a heart for the outside of their homes? If you haven't, that's a great art project for this week! I have seen so many pretty hearts on houses in the area...makes it so colorful! I have heard from people working at the hospital that when they drive by my house it makes them happy!



Below is a picture of a fun activity we would have done with the kids. All you need is shaving cream, food coloring, and water. It looks like they used oil in this picture, but water works just as well. This is supposed to simulate a rain cloud. Simply put some shaving cream on top of the water and let the kids drop some food coloring on top. (the more shaving cream the longer it will take to drop through so be careful not to put too much on!)



To incorporate both math and science, you could start a graph of the weather each day. Have the kids look outside and tell you if it's cloudy, sunny, rainy etc. You can either use the sheet in the link below, or you can create one yourself. You can start to use words such as: "There have been more sunny days than rainy days. There is one less day of rain than clouds."

<https://www.pinterest.com/pin/280700989250932231/>

Until next time!

Love,
Merideth Banet and Sam Signorello